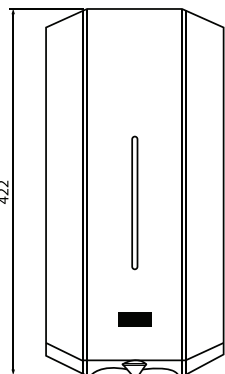
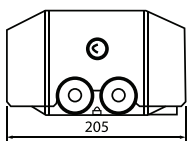
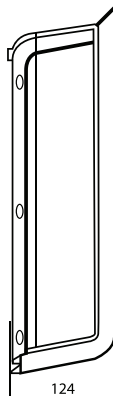


Technical Data		GH1-T137FC
<b>Nominal Input</b>		
Phase:	1ph + neutral + PE	
Voltage:	230 VAC +/- 10%	
Frequency:	50Hz	
Input Current:	16A	
Input Power:	3.7kVA	
<b>Nominal Output</b>		
Voltage:	230 VAC +/- 10%	
Current:	16A	
Nominal Power:	3.7kVA	
Over Current:	16A	
RCD:	30mA (Type A)	
<b>General Specifications</b>		
Standards:	IEC61851-1, IEC61851-22, IEC TS 61439-7	
Charging:	Mode 3	
Plug:	J1772 (Type 1) plug + 5m cable	
<b>Weight</b>		
With Socket:	3 kg	
With Cable & Connectors:	3.8 kg - 4.1 kg	
<b>Mounting</b>		
	<b>Wall mount</b>	
Height:	422 mm	
Width:	205 mm	
Diameter:	124 mm	
<b>Protection</b>		
	<b>IP44</b>	
Operating Temp	-25C -+ 40C	
Options	MID Meter	
<b>Accessories</b>		
GLK1 T23A 230V	EV Cable Type 1 32A / 230V	



Dimensions



Type 1 (J1772) Fixed Connector  
(max 230V / 32A / 7.4 kW)



EU standard Type 2 (IEC 62196) Socket Outlet  
OR Fixed Connector (max 400V / 63A / 43kW)

